

LOW STATIC PRESSURE HIDE AWAY

Panasonic

SEASONAL
EFFICIENCY
SEER – SCOP

A+

A+



Panasonic,
the Air of your Life
Since 1958

No.1
in Japan
40 years
in Europe

This Duct is designed for homes, offices, retail and restaurants

- Extended range with NEW 18kW model
- Can be controlled by Intesishome, KNX, EnOcean and Modbus
- Can be installed on R22 pipings
- Eco mode for 20% energy saving



Control your air conditioning from wherever you are. Using smartphone, tablet or PC via internet.



The Inverter system provides more precise temperature control with lower energy consumption and a reduction in noise and vibration levels.



Exceptional Seasonal Cooling Efficiency. The higher SEER ratings, the greater the efficiency.



Exceptional Seasonal Heating Efficiency. The higher SCOP ratings, the greater the efficiency.



With Selectable static pressure up to 7 mmAq.



Down to -10°C in cooling only mode. The air conditioner works in cooling only mode with an outdoor temperature of -10°C.



Down to -10°C in heating mode. The air conditioner works in heat pump mode with an outdoor temperature as low as -10°C.



The communication port is integrated into the indoor unit and provides easy connection to, and control of, your Panasonic heat pump to your home or building management system.



R22 Renewal. Old systems using R22 refrigerant can be easily replaced with Panasonic solution.



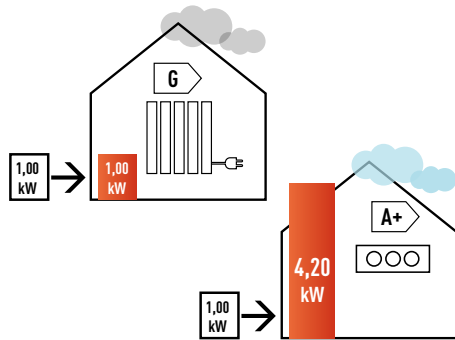
Panasonic R2 Rotary Compressor. Designed to withstand extreme conditions, it delivers high performance and efficiency.



5 Years Warranty. We guarantee the compressors in the entire range for five years.

Low Static Pressure Hide Away Inverter

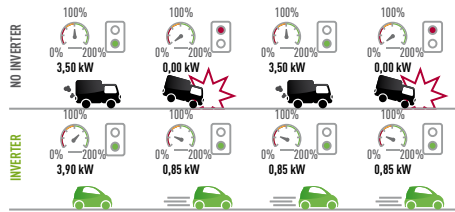
Panasonic has developed a full range of heating and air conditioning systems that will fully adapt to your needs whatever they are. The New Inverter Panasonic R2 Compressor, together with the smart system design let us achieve highest level of efficiency. Designed to withstand extreme conditions, Panasonic Rotary delivers high performance, efficiency and reliable service, no matter where you are. Panasonic, the world's largest manufacturer of rotary compressors.



Great efficiency the whole year

Original Panasonic Inverter technology and a high performance compressor provide top-class operating efficiency. This lets you enjoy lower electricity bills while contributing to environmental protection. Hide Away range beyond ErP standard. Hide Away range provides higher Season Efficiency. This warranties major savings will be achieved within all year long. Also stand by consumption is extremely low, as low as 0,001 kW/h. As result Hide Away range reaches A+ in cooling and heating (KIT-E9-PD3EA).

* SCOP on heating mode for KIT-E18-RKE compared with electrical heaters at +7 °C.



Inverter technology

Panasonic Inverter air conditioners have the flexibility to vary the rotation speed of the compressor. This allows to use less energy to maintain the set temperature while also being able to cool the room quicker at start up. So you can enjoy better savings on your electricity bills while maintain cooling comfort.

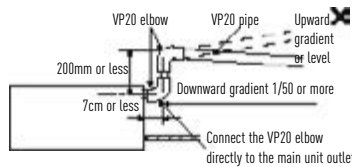
NO INVERTER Slow to start. Takes longer to reach the temperature set point. The temperature oscillates between the two extremes and never stabilises. The temperature falls and then rises quickly, leading to a consumption peak.
INVERTER Rapidly reaches the desired temperature. Adjusts the temperature: more comfort and greater savings. Keeps the temperature comfortable all the time.

Powerful real capacity

Panasonic offers you the real capacity in your system. No matter which cooling and heating needs you have, Panasonic will provide you the full rated capacity. Why is this important? If you install smaller capacity than you need, that system will be working more intensively at high speed, it means higher running cost and shorten system life period. Even 10% lower capacity will impact negatively in your bills.

Connecting the drain piping

Should there be any obstacle preventing the drain piping from being extended smoothly, the drain piping can be raised outside of the main unit as shown in the illustration below.



Internet Control

Control your air conditioning from wherever you are. Control your comfort and efficiency with the lowest energy consumption. Using smartphone, tablet or PC via internet. This optional accessory connects to unit through Infrared port.

Internet Control PAW-IR-WIFI-1 (Optional)



Features

ENERGY, EFFICIENCY AND ECOLOGY

- Maximum efficiency Inverter system
- R410A environmentally friendly refrigerant gas

COMFORT

- Automatic start after a power cut
- Automatic fan operation mode
- Soft dry operation mode
- Hot start mode

EASE OF USE

- Weekly On/Off timer (6 settings per day and 42 per week)
- Wired remote control

EASY INSTALLATION AND MAINTENANCE

- Installation using existing pipes
- Selectable static pressure up to 7 mmAq
- Self-diagnostic function
- Condensation control
- Ultra compact indoor unit



KIT-E9-PD3EA // KIT-E12-QD3EA // KIT-E18-RD3EA



CU-E9PD3EA



CU-E12PD3EA
CU-E18RBEA



Included

Low Static Pressure Hide Away	Cooling			Heating				Sound pressure level (indoor) ¹⁾ dB(A)	Indoor Unit Dimensions H x W x D mm	Outdoor Unit Dimensions ²⁾ H x W x D mm
	Capacity	SEER	Power input	Capacity	Capacity at -7 °C	SCOP	Power input			
	Nominal (Min - Max) kW	Nominal W/W	Nominal (Min - Max) kW	Nominal (Min - Max) kW	Nominal kW	Nominal W/W	Nominal (Min - Max) kW			
Low Static Pressure Hide Away Inverter (Indoor / Outdoor)										
KIT-E9-PD3EA (CS-E9PD3EA / CU-E9PD3EA)	0,590 (0,240 - 0,760)	5,80 A+	0,590 (0,240 - 0,760)	3,20 (0,85 - 4,60)	2,60	4,20 A+	0,860 (0,230 - 1,380)	33 / 27 / 24 - 35 / 28 / 25	235 x 750 x 370	622 x 824 x 299
KIT-E12-QD3EA (CS-E12QD3EAW / CU-E12QD3EA)	0,880 (0,240 - 1,160)	5,60 A	0,880 (0,240 - 1,160)	4,00 (0,85 - 5,10)	3,00	3,80 A	1,130 (0,230 - 1,550)	34 / 27 / 24 - 36 / 28 / 25	235 x 750 x 370	695 x 875 x 320
KIT-E18-RD3EA (CS-E18RD3EAW / CU-E18RBEA)	1,600 (0,255 - 1,820)	5,80 A+	1,600 (0,255 - 1,820)	6,10 (0,90 - 7,10)	4,30	3,90 A	1,830 (0,260 - 2,180)	41 / 30 / 27 - 41 / 32 / 29	200 x 750 x 640	695 x 875 x 320

Rating Conditions: Cooling Indoor 27 °C DB / 19 °C WB. Cooling Outdoor 35 °C DB / 24 °C WB. Heating Indoor 20 °C DB. Heating Outdoor 7 °C DB / 6 °C WB. (DB: Dry Bulb; WB: Wet Bulb).

¹⁾ The Sound pressure level of the units shows the value measured at a position of 1.5 m below the unit with 1 m duct on the suction side and 2 m duct on the discharge side. The sound pressure is measured in accordance with Eurovent 4/C/006-97 specification. ²⁾ Add 100 mm for indoor unit or 70 mm for outdoor unit for piping port.

Specifications subject to change without notice. For detailed information about ErP, please visit our websites www.aircon.panasonic.eu or www.ptc.panasonic.eu.

Panasonic®

To find out how Panasonic cares for you, log on to: www.aircon.panasonic.eu

Panasonic Marketing Europe GmbH
Panasonic Air Conditioning
Hagenauer Strasse 43, 65203 Wiesbaden, Germany

heating & cooling solutions